
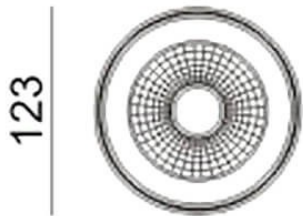


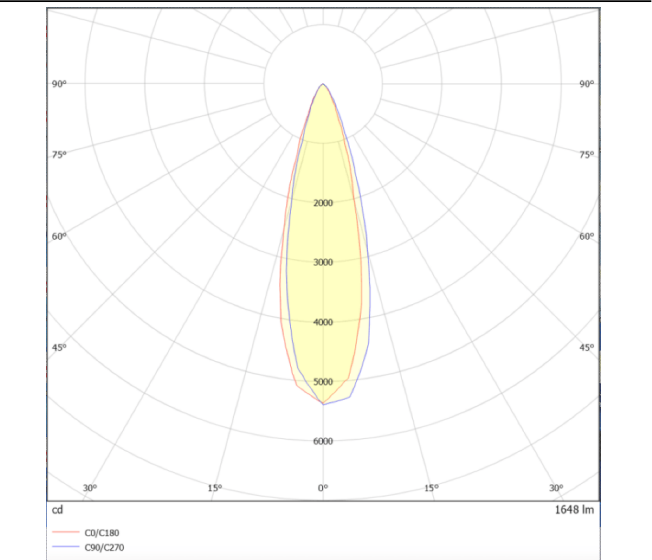


| Dimensions | |
|-------------------------|----------------|
| Product dimensions (mm) | diam 123x156mm |

| Esquema | |
|---------|--|
| | |




Curva fotométrica





SDOWN

| | |
|------------------|--------------------------|
| Código artículo | 86.OC02.2323.02 |
| Tipo de producto | Outdoor |
| Categoría | Downlights de superficie |
| Familia | SDOWN |

Pictograms







| | |
|------------------------------|---------------|
| Producto | |
| Potencia real (W) | 20 |
| Flujo luminoso real (lm) | 1600 |
| Eficacia luminosa (lm/W) | 80 |
| Ángulo de apertura | 25º |
| Life time (h) | 50000h L80B10 |
| IP | 65 |
| Chip Brand | Osram |
| Equipo | DALI |
| Temperatura de color (K) | 3000 |
| Consistencia de color (SDCM) | SDCM<3 |
| CRI | >80 |
| IK | IK06 |